

COLOUR CHART FOR PAREX MINERAL AND LIME RENDERS

Parex can provide colour samples for planning applications or for design consideration.

Colour samples are for guidance only and it is important that a test panel is produced on site for final approval. Because mineral finishes are produced from natural products, variations in shade, due to weather, site conditions and method of application should be expected. Colour will vary depending on the type of finish selected. Spray applications particularly a textured application will generally increase the depth of colour and always check the materials are from the same batch but if this is not the case make sure the materials are well mixed.

International, UK and Parex colour reference guides/charts should be considered as indicative colours only and therefore colour matching to these guides or an existing render whether a mineral or acrylic render/coatings is difficult to achieve. A nearest match will be offered by Parex initially for consideration and approval. Ensure the

Parex general guidelines, conditions, product data sheets, instructions and precautions are taken into consideration when using coloured renders.

This information is provided as guidance only and it is the individual's responsibility to ensure that they and the client are satisfied with any colour matching. Parex are unable to offer any colour matching guarantees.

Due to printing variations the colours indicated on this colour chart are offered as guidance only and should not be relied upon as a true representation of the actual colour of the finish. Colour will vary depending on the type of finish selected. Application by machine spraying or creating textured effects particularly a dash textured effect application will generally increase the depth of colour and will provide a range of differing shades depending on the viewing angle. Variation in colour due to weather, site conditions and method of application should also be expected.

For colour verification, request an actual sample in the colour and texture prior to ordering materials. Apply a sample of the finish to be used on the actual substrate before proceeding with the application. Due to the variation in applicator techniques, Parex Ltd is not responsible for the appearance or colour correctness of the applied finish. Colour, texture and finish must be verified and approved by owner prior to application.

The colours marked with an * indicate the shades with a solar absorption coefficient over 0.7. These strong shades are more sensitive to colour alteration, fading, efflorescence, lime bloom and to climatic conditions.

Ensure that humidity and temperature conditions are taken into account when strong colours are used.

Please note: The shade of the same colour may also differ dependent upon the finishing aspect; e.g. The colour of a Textured finish adjacent to a Smooth finish in the same colour may appear to look different when viewed next to each other.

The colour chart below has been sorted according to colour and reference number:

Some colours, generally the darker shades, are not available for the heritage lime ranges. Always check on available colour shades for each product.



B10
Moonscape




B20
Sky blue




B30*
Azure blue



G00
Natural White



G10
White light



G20
Off-white



G30
Mouse grey



G40
Smoky grey



G50
Ash grey



J39
Athens Sand



J10
Orange yellow



J20
Pale yellow



J30
Opal



J40
Sand yellow



J50
Straw yellow



J60
Pollen yellow




J70
Yellow ochre



O10
Sand



O20
Orange



O30
Orange beige



O40
Pale pinky beige



O50
Pinky beige



O60
Pinky orange



O70
Light ochre

If you have a specific colour you would like to match, contact Parex as we are able to create special colours. (Once a special colour sample has been approved there is a minimum order of one pallet of 40 x 30 Kg bags)

TEST PANEL

Prior to commencement on site it is recommended that a test panel is produced for inspection by the client, customer, architect etc, so that they may satisfy themselves with the finish, texture, colour and appearance of the render.

SAMPLES

Parex can provide colour samples for planning applications or for design consideration. These are generally available in a scraped finish. Other finishes can be provided to order. Colour samples are for guidance only and it is important that a test panel is produced on site for final approval.

COLOUR MATCHING OF MINERAL RENDERS

Parex are able to match other mineral render colours but we are unable to match a paint reference colour to a mineral finish as the pigmentation process differs between mineral renders and synthetic renders.

This information is provided as guidance only and it is the individual's responsibility to ensure that they and the client are satisfied with any colour matching. Parex are unable to offer any colour matching guarantees.

PLEASE NOTE: Due to the vulnerability of dark colours to UV light we are unable to create very dark mineral render colours as the amount of colour pigment in mineral renders must not exceed 5% in the finished product. If this percentage is exceeded, the quality of the finished product may be harmed as the co-efficient of solar absorption would be above 0.7 which may cause cracking of the render finish.

⁽¹⁾The colour BL10 is product specific to MONOBLANCO and BLANC DU LITTORAL



BL10 ⁽¹⁾
Bright white




O80
Orange earth



O90*
Natural brick



R10
Pearly pink



R20
Sand pink



R30
Violet pink



R40
Petal pink



R50
Old rose



R60
Strong pink



R70
Brick



R80*
Sienna



R90*
Brick red



T10
Silky grey



T20
Light sand



T30
Clay earth



T40
Orange sand



T50
Sandy earth



T60
Soft earth



T70
Beige earth



T80
Beige



T90
Pink earth



V10
Stone



V20
Astral green



V30
Pale green



V40*
Emerald green